


VERY LOW AC AND DC LOSSES

High Voltage Shielded Power Inductors XEL4012V XEL4014V



- Extremely low DCR and ultra low AC losses for high switching frequencies (2 to 5 MHz)
- Superior current handling with soft saturation characteristics
- Can withstand high current spikes
- High-voltage rating of 120 V—50% higher than the standard series. Learn more about [Voltage Ratings for Inductors](#)
- AEC-200 Grade 1 (–40°C to +125°C)

Core material Composite

Environment RoHS compliant, halogen free

Terminations RoHS compliant, tin-silver over copper.

Weight 0.11 g

Operating voltage: 0 – 120 V

Ambient temperature –40°C to +125°C with (40°C) Irms current.

Maximum part temperature +165°C (ambient + temp rise). [Derating](#).

Storage temperature Component: –55°C to +165°C.

Tape and reel packaging: –55°C to +80°C

Resistance to soldering heat Max three 40 second reflows at +260°C, parts cooled to room temperature between cycles

Moisture Sensitivity Level (MSL) 1 (unlimited floor life at <30°C / 85% relative humidity)

PCB washing Tested to MIL-STD-202 Method 215 plus an additional aqueous wash. See [Doc787 PCB Washing.pdf](#).

| Part number ¹ | Inductance ² (nH) | DCR (mOhms) ³ | | SRF typ ⁴ (MHz) | Isat ⁵ (A) | Irms (A) ⁶ | |
|--------------------------|---------------------------------|--------------------------|------|-------------------------------|--------------------------|-----------------------|-----------|
| | | typ | max | | | 20°C rise | 40°C rise |
| XEL4012V-920NE_ | 92 ±30% | 5.2 | 5.7 | 279 | 24.0 | 11.5 | 16.5 |
| XEL4012V-221NE_ | 220 ±30% | 9.7 | 10.6 | 146 | 16.0 | 6.5 | 9.0 |
| XEL4014V-221ME_ | 220 ±20% | 7.5 | 9.5 | 150 | 18.2 | 9.0 | 12.0 |
| XEL4014V-331ME_ | 330 ±20% | 9.9 | 12.0 | 110 | 14.6 | 6.5 | 9.0 |
| XEL4014V-561ME_ | 560 ±20% | 16.5 | 18.4 | 80 | 11.6 | 5.5 | 7.5 |
| XEL4014V-781ME_ | 780 ±20% | 20.3 | 22.8 | 70 | 9.8 | 5.0 | 6.5 |

Irms Testing

Irms testing was performed on 0.75 inch wide × 0.25 inch thick copper traces in still air. Temperature rise is highly dependent on many factors including pcb land pattern, trace size, and proximity to other components. Therefore temperature rise should be verified in application conditions.

1. When ordering, please specify **packaging** code:

XEL4014V-781MEC

Packaging: C = 7" machine-ready reel. EIA-481 embossed plastic tape. Quantities less than full reel available: in tape (not machine ready) or with leader and trailer (\$25 charge).

D = 13" machine-ready reel. EIA-481 embossed plastic tape. Factory order only, not stocked (4000 parts per full reel).

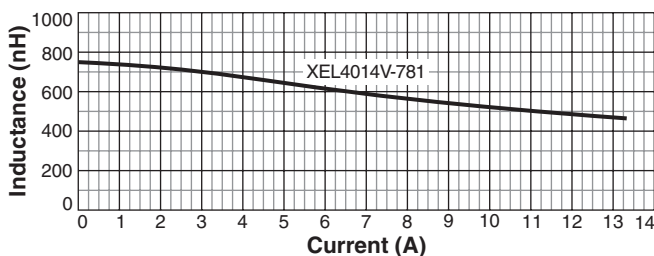
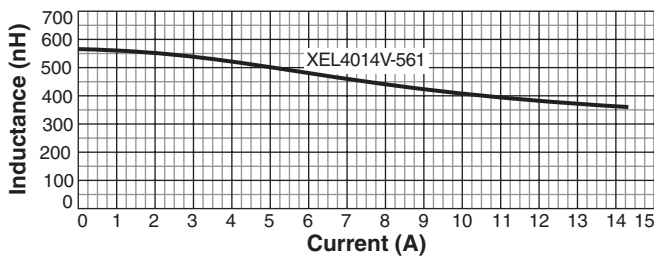
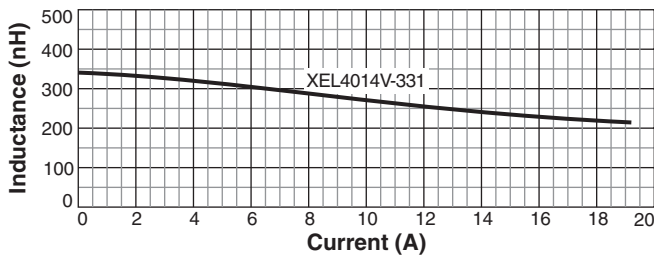
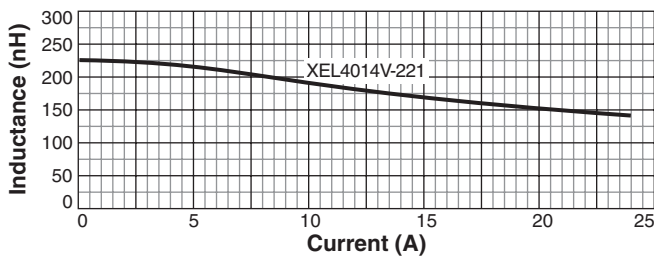
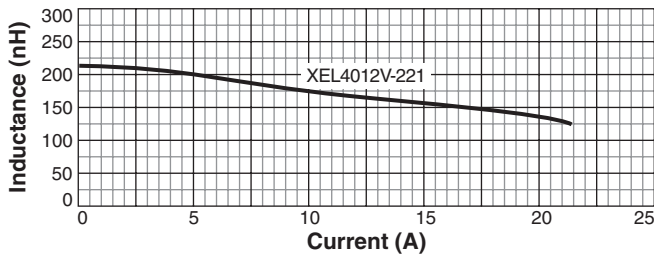
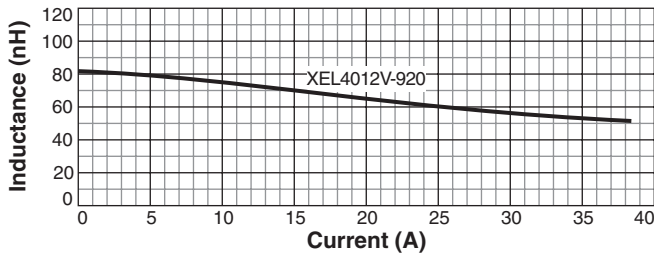
- Inductance tested at 1 MHz, 0.1 Vrms, 0 Adc.
- DCR measured on a micro-ohmmeter.
- SRF measured using Agilent/HP 4395A or equivalent.
- DC current at which the inductance drops 30% (typ) from its value without current. [Click for temperature derating information.](#)
- Current that causes the specified temperature rise from 25°C ambient. This information is for reference only and does not represent absolute maximum ratings. [Click for temperature derating information.](#)
- Electrical specifications at 25°C.

Refer to Doc 362 "Soldering Surface Mount Components" before soldering.

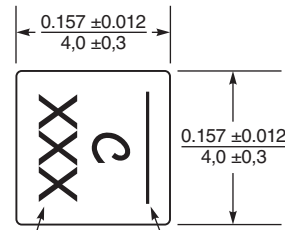
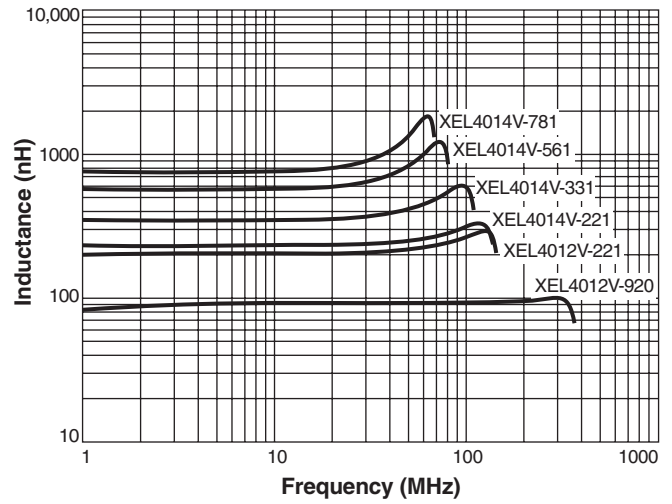
VERY LOW AC AND DC LOSSES

High Voltage Shielded Power Inductors – XEL4012V, XEL4014V

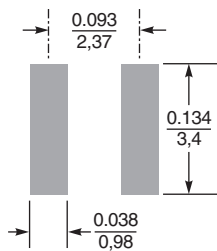
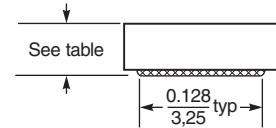
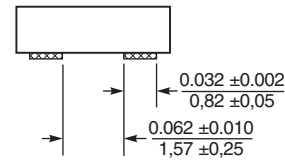
L vs Current



L vs Frequency



Dash number indicates direction of terminals and start (short) lead. Connect high dv/dt here for lowest EMI.



Recommended Land Pattern

| Part number | Height* max (in / mm) |
|--------------|-----------------------|
| XEL4012V-920 | 0.047 / 1.20 |
| XEL4012V-221 | 0.047 / 1.20 |
| XEL4014V-221 | 0.055 / 1.40 |
| XEL4014V-331 | 0.055 / 1.40 |
| XEL4014V-561 | 0.055 / 1.40 |
| XEL4014V-781 | 0.055 / 1.40 |

* For optional tin-lead and tin-silver-copper terminations, dimensions are for the mounted part. Dimensions before mounting can be an additional 0.005 inch / 0.13 mm.

Dimensions are in $\frac{\text{inches}}{\text{mm}}$

Packaging

XEL4012V 1500/7" reel; 5000/13" reel Plastic tape: 12 mm wide, 0.23 mm thick, 8 mm pocket spacing, 1.40 mm pocket depth
XEL4014V 1000/7" reel; 4000/13" reel Plastic tape: 12 mm wide, 0.23 mm thick, 8 mm pocket spacing, 1.78 mm pocket depth



US +1-847-639-6400 sales@coilcraft.com
UK +44-1236-730595 sales@coilcraft-europe.com
Taiwan +886-2-2264 3646 sales@coilcraft.com.tw
China +86-21-6218 8074 sales@coilcraft.com.cn
Singapore + 65-6484 8412 sales@coilcraft.com.sg

Document 1523-2 Revised 11/13/21

© Coilcraft Inc. 2023

This product may not be used in medical or high risk applications without prior Coilcraft approval. Specification subject to change without notice. Please check web site for latest information.