




60 W PoE Transformers

For Active Clamp
Forward Topology



- Designed for active clamp forward topology
- Operates at 200 kHz, with 36 – 72 Volt input
- Includes a 12-Volt auxiliary winding
- Isolation: 1500 Vrms, one minute primary and aux to secondary; 500 Vrms primary to auxiliary

Core material Ferrite

Terminations RoHS tin-silver over tin over nickel over phos bronze. Other terminations available at additional cost.

Weight 12.7 g

Ambient temperature –40°C to +125°C

Storage temperature Component: –40°C to +125°C.
Tape and reel packaging: –40°C to +80°C

Resistance to soldering heat Max three 40 second reflows at +260°C, parts cooled to room temperature between cycles

Moisture Sensitivity Level (MSL) 1 (unlimited floor life at <30°C / 85% relative humidity)

Packaging 175 per 13" reel Plastic tape: 44 mm wide, 0.4 mm thick, 32 mm pocket spacing, 11.9 mm pocket depth

PCB washing Tested to MIL-STD-202 Method 215 plus an additional aqueous wash. See [Doc787_PCB_Washing.pdf](#).

Part number ¹	Inductance ² ±20% (µH)	DCR max ³ (mOhms) pri : sec : aux	Leakage inductance ⁴ max (µH)	Turns ratio ⁵ pri : sec : aux	Output ⁶
POE600F-33L_	100	35 : 2.30 : 185	0.55	6 : 1 : 3.5	3.3 V, 18.18 A
POE600F-50L_	100	35 : 2.70 : 185	0.30	4 : 1 : 2.3	5.0 V, 12 A
POE600F-12L_	100	35 : 8.00 : 156	0.17	2 : 1 : 1	12 V, 5.0 A
POE600F-24L_	100	35 : 30 : 156	0.14	1 : 1 : 0.5	24 V, 2.5 A

1. When ordering, please specify **packaging** code:

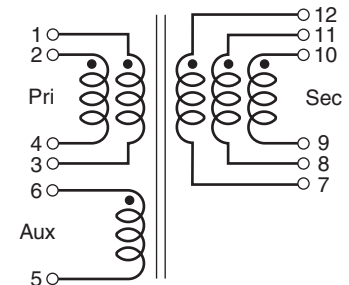
POE600F-50LD

Packaging: **D** = 13" machine-ready reel. EIA-481 embossed plastic tape (175 parts per full reel). Quantities less than full reel available: in tape (not machine ready) or with leader and trailer (\$25 charge).

B = Less than full reel. In an effort to simplify our part numbering system, Coilcraft is eliminating the need for multiple packaging codes. When ordering, simply change the last letter of your part number from B to D

- Inductance is for the primary, measured at 200 kHz, 0.1 Vrms, 0 Adc.
- DCR for the primary and the secondary is measured with the windings connected in parallel.
- Leakage inductance is for the primary and is measured with all secondary windings shorted.
- Turns ratio is with the primary windings and the secondary windings connected in parallel.
- Output is with the secondary windings connected in parallel.
- Electrical specifications at 25°C.

Refer to Doc 362 "Soldering Surface Mount Components" before soldering.



Primary windings and secondary windings to be connected in parallel on the PC board.



www.coilcraft.com

US +1-847-639-6400 sales@coilcraft.com
UK +44-1236-730595 sales@coilcraft-europe.com
Taiwan +886-2-2264 3646 sales@coilcraft.com.tw
China +86-21-6218 8074 sales@coilcraft.com.cn
Singapore + 65-6484 8412 sales@coilcraft.com.sg

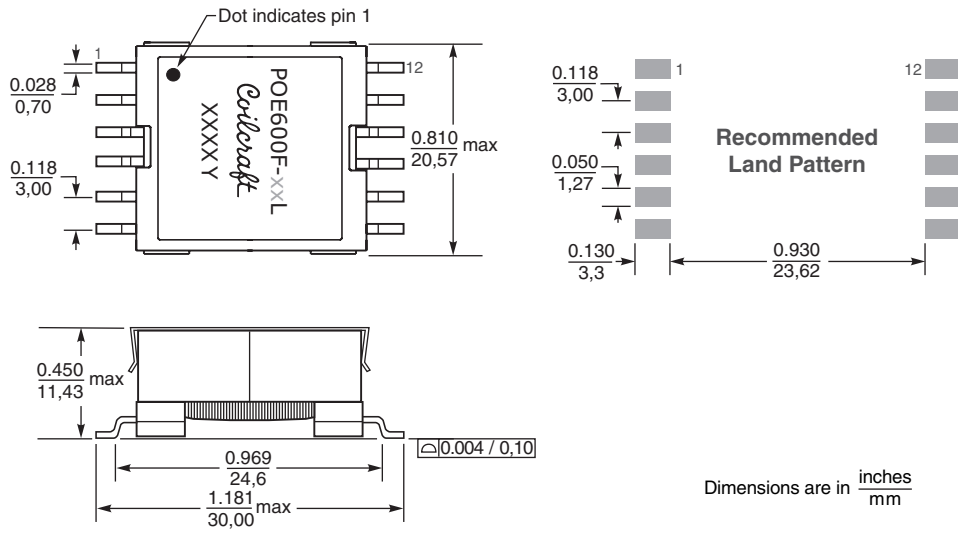
Document 1215-1 Revised 07/06/23

© Coilcraft Inc. 2023

This product may not be used in medical or high risk applications without prior Coilcraft approval. Specification subject to change without notice. Please check web site for latest information.



60 W PoE Transformers – POE600F



Parts shown are preproduction products available for evaluation only.



www.coilcraft.com

US +1-847-639-6400 sales@coilcraft.com
UK +44-1236-730595 sales@coilcraft-europe.com
Taiwan +886-2-2264 3646 sales@coilcraft.com.tw
China +86-21-6218 8074 sales@coilcraft.com.cn
Singapore + 65-6484 8412 sales@coilcraft.com.sg

Document 1215-2 Revised 07/06/23

© Coilcraft Inc. 2023

This product may not be used in medical or high risk applications without prior Coilcraft approval. Specification subject to change without notice. Please check web site for latest information.