


# Gate Drive Transformer

For use with TI UCD3138  
Digital Power Controllers



- Selected by Texas Instruments for their UCD3138 evaluation boards.
- Designed to meet UL/CSA/IEC 60950 Reinforced Insulation specification; 3.0 mm creepage and clearance.
- Isolation: 3000 Vrms primaries to secondary; 500 Vrms windings to core

**Core material** Ferrite

**Terminations** RoHS compliant tin-silver over tin over nickel over phos-bronze.

**Weight** 6.3 g

**Ambient temperature** -40°C to +85°C

**Maximum part temperature** +125°C (ambient + temp rise)

**Storage temperature** Component: -40°C to +125°C.

Packaging: -40°C to +80°C

**Moisture Sensitivity Level (MSL)** 1 (unlimited floor life at <30°C / 85% relative humidity)

**Packaging** 200/13" reel Plastic tape: 44 mm wide, 0.4 mm thick, 24 mm pocket spacing, 10.56 mm pocket depth

**PCB washing** Tested to MIL-STD-202 Method 215 plus an additional aqueous wash. See [Doc787\\_PCB\\_Washing.pdf](#).

Part number <sup>1</sup>	Turns ratio	Primary inductance <sup>2</sup> ±25% (µH)	Leakage inductance <sup>3</sup> max (µH)	DCR max (Ohms)	Volt-time product <sup>4</sup> (V-µsec)	SRF typ <sup>5</sup> (MHz)	Capacitance max (pF)
GA3550-BL_	1 : 1 : 1	460	1.15 (Pri [A]) 1.25 (Pri [B])	0.410 (Pri [A]) 0.475 (Pri [B]) 0.440 (sec)	165	5.85	34.0 (1 – 10) 10.5 (1 – 5)

1. When ordering, please specify a **packaging code**:

**GA3550-BLD**

**Packaging:** **D** = 13" machine ready reel. EIA-481 embossed plastic tape (200 parts per full reel). Quantities less than full reel available: in tape (not machine ready) or with leader and trailer (\$25 charge).

**B** = Less than full reel. In an effort to simplify our part numbering system, Coilcraft is eliminating the need for multiple packaging codes. When ordering, simply change the last letter of your part number from B to D.

2. Inductance is for each winding, measured at 200 kHz, 0.4 Vrms, 0 Adc.

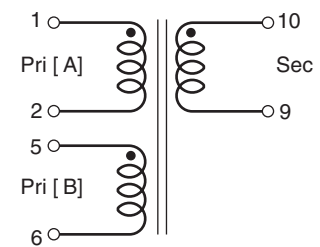
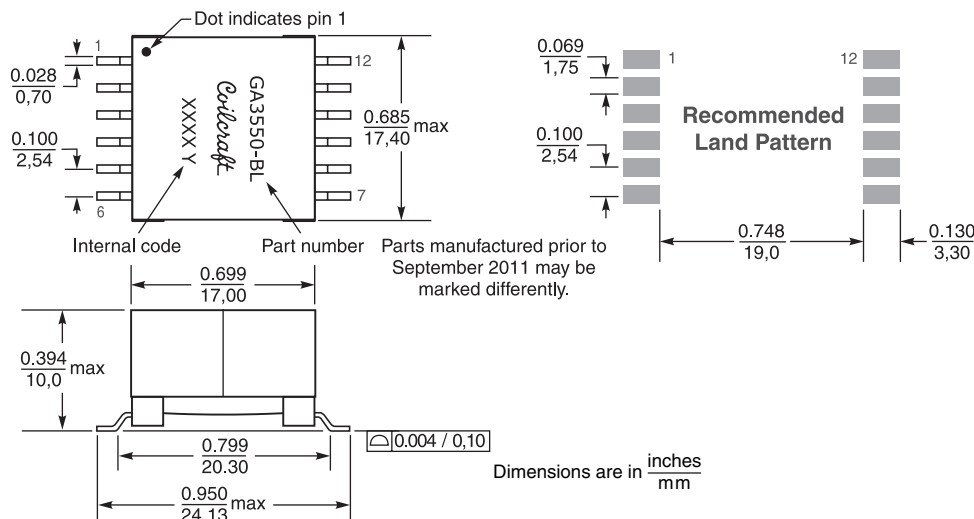
3. Leakage inductance is measured at 200 kHz, 0.4 Vrms with secondary pins shorted.

4. Volt-time product is per winding.

5. SRF is per winding, measured on an Agilent/HP 4192 or equivalent.

6. Electrical specifications at 25°C.

Refer to Doc 362 "Soldering Surface Mount Components" before soldering.



**Coilcraft**  
www.coilcraft.com

**US** +1-847-639-6400 sales@coilcraft.com  
**UK** +44-1236-730595 sales@coilcraft-europe.com  
**Taiwan** +886-2-2264 3646 sales@coilcraft.com.tw  
**China** +86-21-6218 8074 sales@coilcraft.com.cn  
**Singapore** + 65-6484 8412 sales@coilcraft.com.sg

Document 765 Revised 10/04/17

© Coilcraft Inc. 2021

This product may not be used in medical or high risk applications without prior Coilcraft approval. Specification subject to change without notice. Please check web site for latest information.