



Wirewound Ferrite Beads – 0805RB (2012)

- Superior performance to traditional thick-film chip ferrite beads in the market
- High SRF and low DCR combination for high-frequency and high-current applications without core saturation
- Optimized high impedance over a wide frequency range

Part number ¹	L (µH) ² @ 7.9 MHz	Impedance typ				SRF typ ³ (MHz)	DCR max ⁴ (mOhms)	I _{rms} (mA)			Color Code ⁸
		100 MHz	900 MHz	1.7 GHz	25°C ⁵			85°C ⁶	125°C ⁷		
0805RB-121XMR_	0.19	120	2900	1000	1000	130	1200	1100	640	Black	
0805RB-151XMR_	0.24	150	4200	1060	970	150	1100	1025	600	Brown	
0805RB-221XMR_	0.33	220	2360	660	650	180	1000	950	560	Red	
0805RB-331XMR_	0.53	330	3300	920	650	235	900	810	480	Orange	
0805RB-421XMR_	0.66	420	2100	760	550	245	850	775	460	Yellow	
0805RB-471XMR_	0.75	470	2000	760	530	295	800	750	440	Green	
0805RB-601XMR_	0.95	600	2125	840	500	385	700	625	370	Blue	
0805RB-751XMR_	1.20	750	1900	770	440	405	650	600	360	Violet	
0805RB-102XMR_	1.60	1000	1700	710	375	810	450	425	260	Gray	
0805RB-152XMR_	2.35	1500	1600	960	310	1160	425	400	250	White	
0805RB-222XMR_	2.60	2200	1000	900	150	1200	350	325	205	Brown	
0805RB-272XMR_	2.87	2700	475	830	100	1320	325	300	195	Red	

1. When ordering, please specify **termination** and **packaging** codes:

0805RB-272XMR_C

- Termination:** **R** = RoHS compliant matte tin over nickel over silver-platinum-glass frit.
Special order: **Q** = RoHS tin-silver-copper (95.5/4/0.5) or **P** = non-RoHS tin-lead (63/37).
- Packaging:** **C** = 7" machine-ready reel. EIA-481 embossed plastic tape (2000 parts per full reel). Quantities less than full reel available: in tape (not machine ready) or with leader and trailer (\$25 charge).
D = 13" machine-ready reel. EIA-481 embossed plastic tape. Factory order only, not stocked (7500 parts per full reel).

- Inductance measured at 0.1 V_{rms}, using Coilcraft SMD-A fixture in Agilent/HP 4286A impedance analyzer with Coilcraft-provided correlation pieces.
 - SRF measured using Agilent/HP 8753D network analyzer with Coilcraft SMD-D test fixture.
 - DCR measured on Cambridge Technology Micro-ohmmeter.
 - Current that cause 15°C rise at 25°C.
 - Maximum current that can be applied at 85°C.
 - Maximum current that can be applied at 125°C.
 - Each part is marked with a single dot. The color dots are not unique identifiers and correspond to multiple inductance values..
 - Electrical specifications at 25°C.
- Refer to Doc 362 "Soldering Surface Mount Components" before soldering.

Core material Ferrite

Environmental RoHS compliant without exemption, halogen free

Terminations RoHS compliant matte tin over nickel over silver-platinum-glass frit. Other terminations available at additional cost.

Weight 15 – 18 mg

Ambient temperature -40°C to +85°C with I_{rms} current

Maximum part temperature +100°C (ambient + temp rise).

Storage temperature Component: -40°C to +100°C.

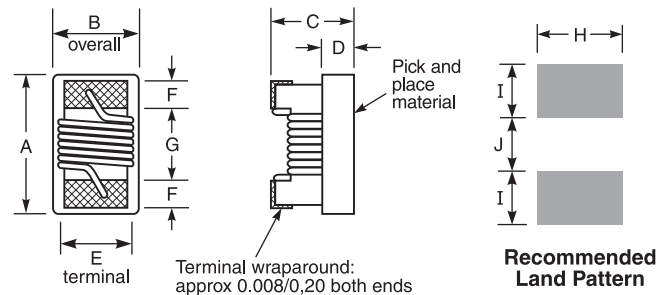
Tape and reel packaging: -40°C to +80°C

Resistance to soldering heat Max three 40 second reflows at +260°C, parts cooled to room temperature between cycles

Moisture Sensitivity Level (MSL) 1 (unlimited floor life at <30°C / 85% relative humidity)

Packaging 2000/7"reel; 7500/13"reel; Plastic tape: 8 mm wide, 0.23 mm thick, 4 mm pocket spacing, 1.65 mm pocket depth

PCB washing Tested to MIL-STD-202 Method 215 plus an additional aqueous wash. See [Doc787_PCB_Washing.pdf](#).



A	B	C	D	E	F	G	H	I	J
max	max	max	ref						
0.090	0.068	0.060	0.020	0.050	0.014	0.054	0.070	0.040	0.030
2,29	1,73	1,52	0,51	1,27	0,36	1,37	1,78	1,02	0,76

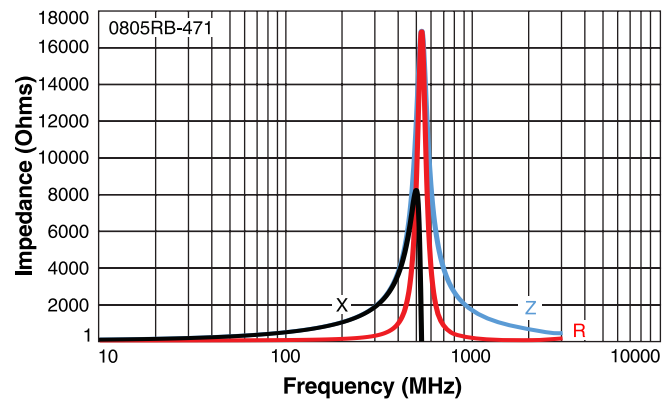
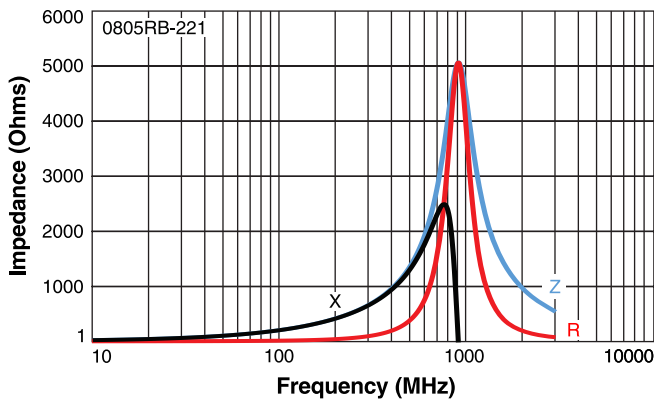
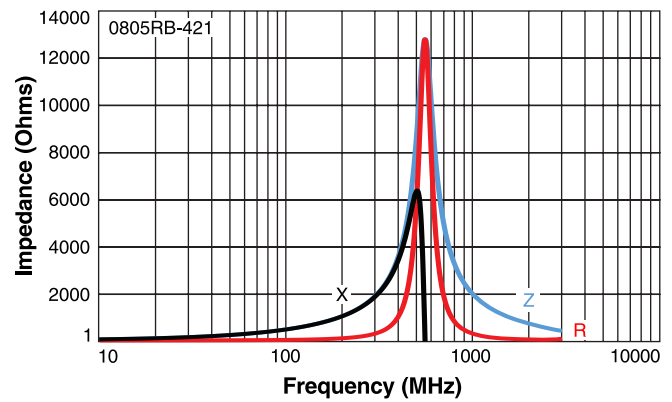
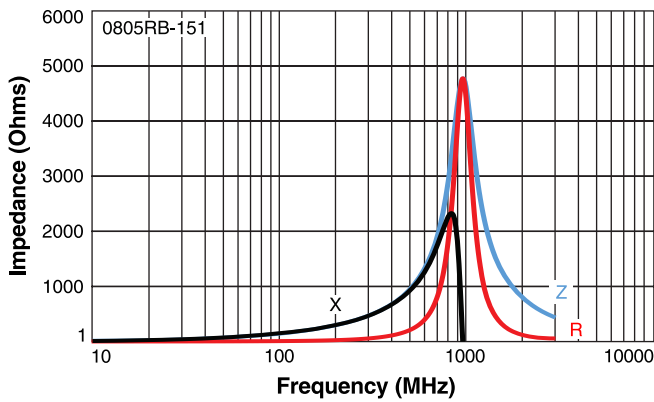
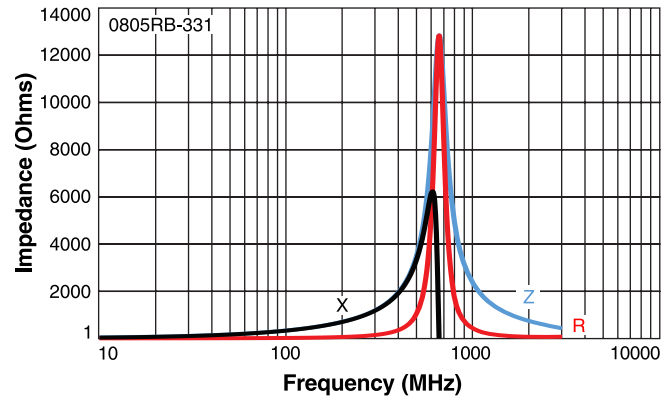
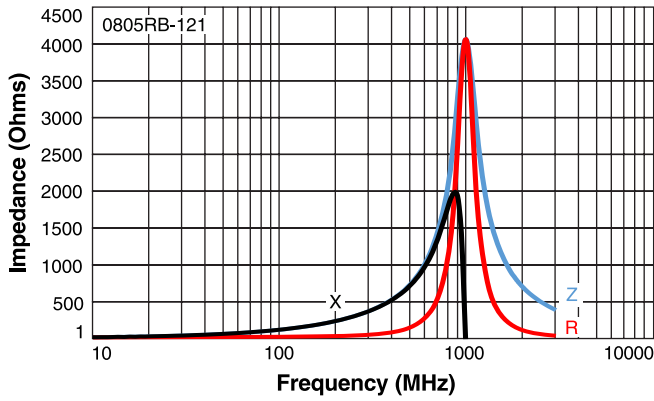
Units: inches / mm

Note: Height dimension (C) is before optional solder application. For maximum height dimension including solder, add 0.006 in / 0,152 mm.



Wirewound Ferrite Beads – 0805RB Series

Impedance vs Frequency



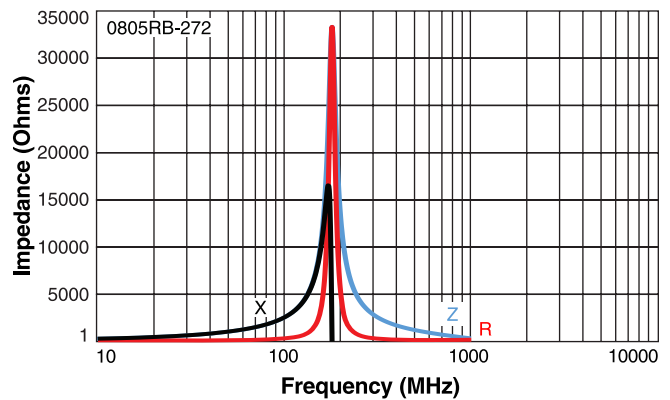
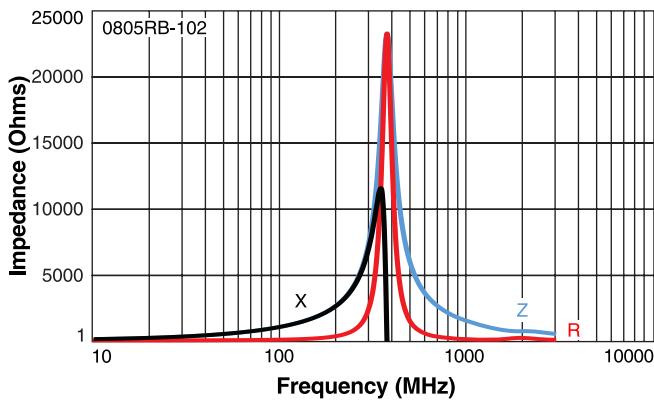
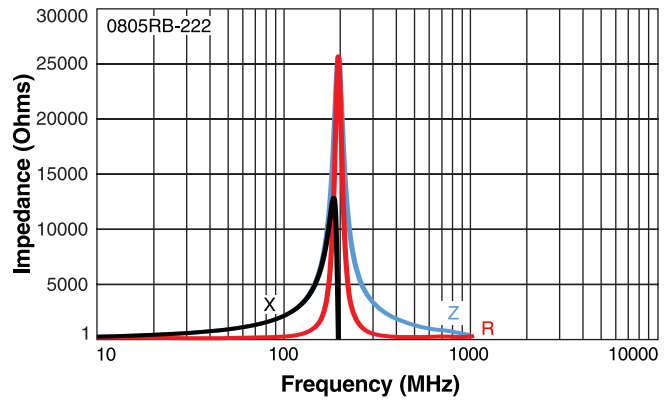
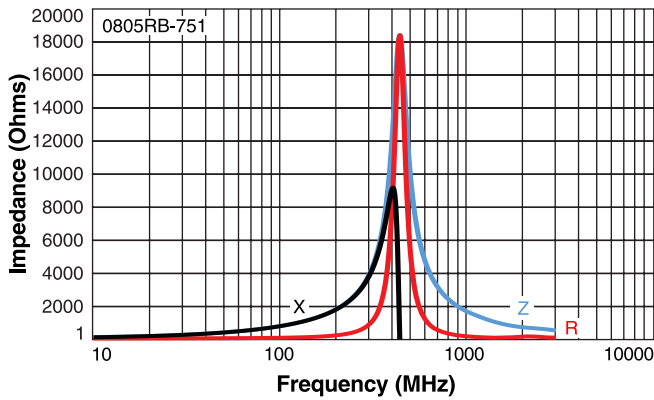
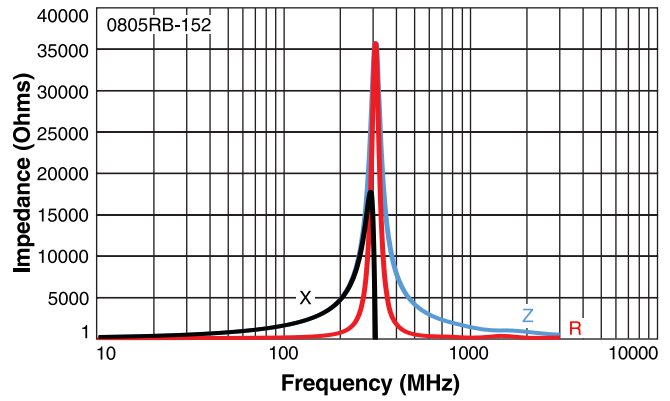
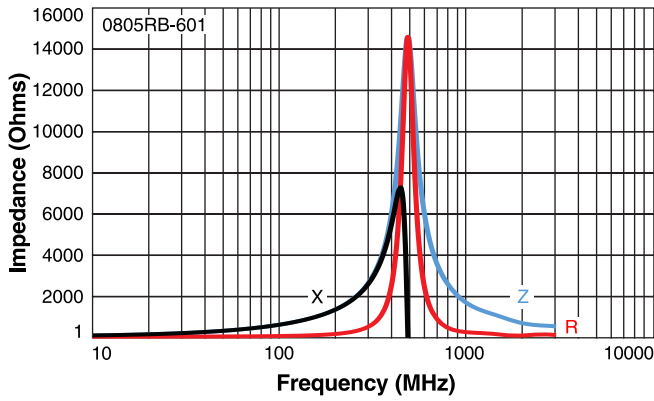
US +1-847-639-6400 sales@coilcraft.com
UK +44-1236-730595 sales@coilcraft-europe.com
Taiwan +886-2-2264 3646 sales@coilcraft.com.tw
China +86-21-6218 8074 sales@coilcraft.com.cn
Singapore + 65-6484 8412 sales@coilcraft.com.sg

Document 1688-2 Revised 06/10/21
 © Coilcraft Inc. 2022
 This product may not be used in medical or high risk applications without prior Coilcraft approval. Specification subject to change without notice. Please check web site for latest information.



Wirewound Ferrite Beads – 0805RB Series

Impedance vs Frequency



US +1-847-639-6400 sales@coilcraft.com
UK +44-1236-730595 sales@coilcraft-europe.com
Taiwan +886-2-2264 3646 sales@coilcraft.com.tw
China +86-21-6218 8074 sales@coilcraft.com.cn
Singapore + 65-6484 8412 sales@coilcraft.com.sg

Document 1688-3 Revised 06/10/21
 © Coilcraft Inc. 2022
 This product may not be used in medical or high risk applications without prior Coilcraft approval. Specification subject to change without notice. Please check web site for latest information.