



CCFL Transformers

The FL Series of transformers is designed for use in cold cathode fluorescent lamp (CCFL) power supplies at operating frequencies up to 100 kHz.

With output power from 3.5 to 6.0 Watts, these transformers are ideal for LCD backlight applications. They are available in four different gull wing or surface mount

packages, including one in-board configuration for height restricted designs. Isolation is tested for one minute at 1500 Vrms between the primary and secondary windings and from each winding to the core.

Free evaluation samples are available by contacting Coilcraft or ordering them on-line at www.coilcraft.com.

Part number ¹	Schematic	Package	Turns ratio		Output (Watts)	Inductance ² nom (μ H)	Imax sec (mA)	Vrms ³		Vinst max ⁴		DCR max (Ohms)		
			pri : sec	pri : fb				pri	sec	pri	sec	pri	sec	fb
FL2015-1L_	B	1	1:67	1:0.19	6.0	43	5.0	22	1600	25.0	2000	0.220	285	0.10
FL2015-2L_	A	1	1:67	1:0.19	6.0	43	5.0	23	1600	29.0	2000	0.220	285	0.10
FL2015-3L_	A	1	1:100	1:0.25	6.0	19	5.0	16	1600	20.0	2000	0.190	285	0.10
FL2015-4L_	A	1	1:50	1:0.14	6.0	44	7.0	32	1600	40.0	2000	0.220	165	0.10
FL2015-5L_	A	1	1:125	1:0.38	6.0	20	7.0	12	1600	16.0	2000	0.160	330	0.10
FL2015-6L_	B	1	1:67	1:0.19	6.0	48	11.0	23	1600	29.0	2000	0.160	176	0.10
FL2015-7L_	A	1	1:67	1:0.19	6.0	50	11.0	23	1600	29.0	2000	0.160	176	0.10
FL2015-8L_	A	1	1:86	1:0.21	6.0	31	11.0	18	1600	23.0	2000	0.132	176	0.10
FL2015-9L_	A	1	1:100	1:0.25	6.0	22	11.0	16	1600	20.0	2000	0.132	176	0.10
FL2015-10L_	A	1	1:93	1:0.25	4.5	40	11.0	17	1600	21.0	2000	0.175	675	0.50
FL3209-1L_	C	2	1:100	—	3.5	48	5.0	16	1600	20.0	2000	0.350	400	—
FL3209-2L_	D	2	1:93	1:0.17	3.5	40	5.0	17	1600	21.0	2000	0.350	800	0.08
FL3209-3L_	C	3	1:100	—	3.5	48	5.0	16	1600	20.0	2000	0.350	400	—
FL3209-4L_	D	3	1:93	1:0.17	3.5	40	5.0	17	1600	21.0	2000	0.350	800	0.08
FL2810-1L_	C	4	1:100	—	4.5	35	7.0	15	1500	16.5	1650	0.220	500	—

1. When ordering, please specify a **packaging** code:

↓
FL2810-1L D

Packaging: D = 13" machine ready reel. EIA-481 embossed plastic tape.
 Package 1: 400 parts per full reel.
 Package 2: 1000 parts per full reel.
 Package 3: 1000 parts per full reel.
 Package 4: 800 parts per full reel.

B = Less than full reel. In tape, but not machine ready.
 To have a leader and trailer added (\$25 charge), use code letter D instead.

2. Inductance is measured across both halves of the primary.

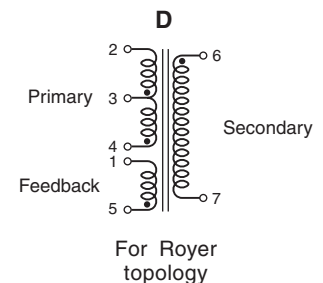
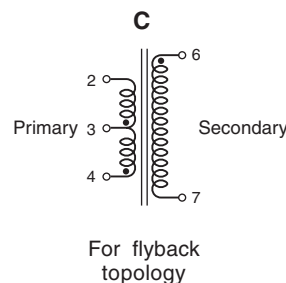
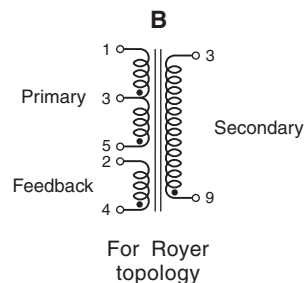
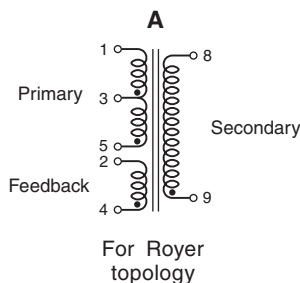
3. Vrms = continuous voltage.

4. Vinst = instantaneous voltage at startup.

5. Ambient operating temperature range -40°C to $+85^{\circ}\text{C}$.

6. Electrical specifications at 25°C .

Schematics



Coilcraft®

Specifications subject to change without notice.

Please check our website for latest information. Document 293-1 Revised 08/10/07

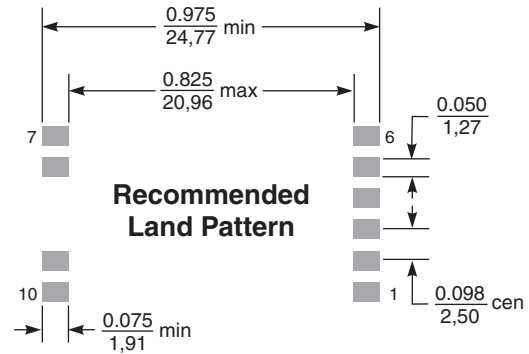
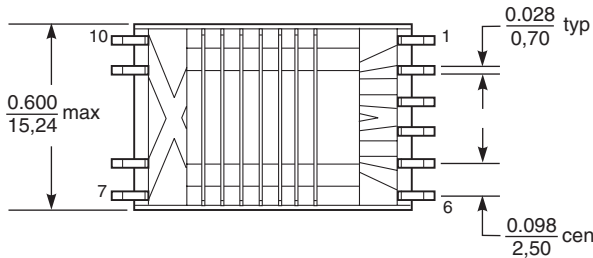
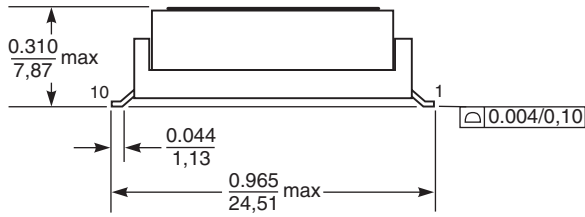
1102 Silver Lake Road Cary, Illinois 60013 Phone 847/639-6400 Fax 847/639-1469

E-mail info@coilcraft.com Web <http://www.coilcraft.com>



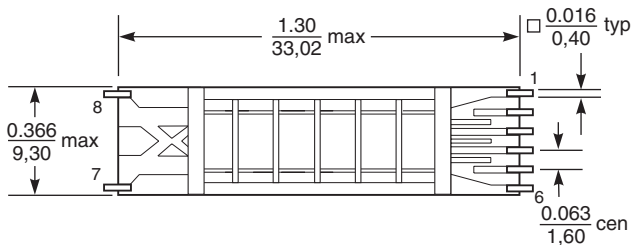
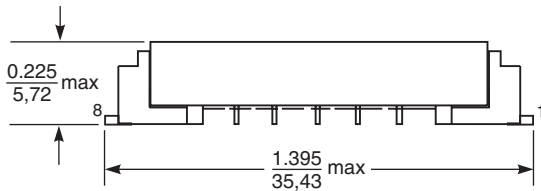
CCFL Transformers

Package 1



Weight: 5.5 – 6.1 g
Terminations: Tin-silver over tin over nickel over phos-bronze
Tape and reel: 400/13" reel 44 mm tape width
 For packaging data see Tape and Reel Specifications section.

Package 2



Weight: 3.8 – 4.0 g
Terminations: Tin-silver over tin over copper over copper-steel
Tape and reel: 1000/13" reel 56 mm tape width
 For packaging data see Tape and Reel Specifications section.



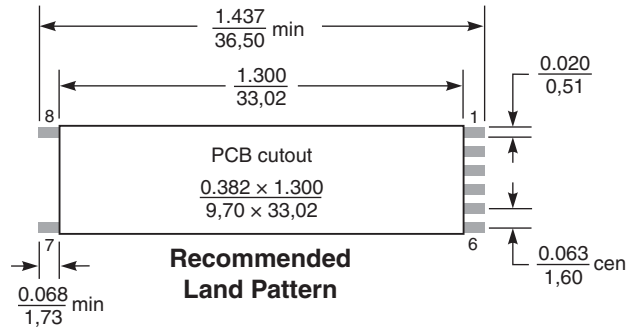

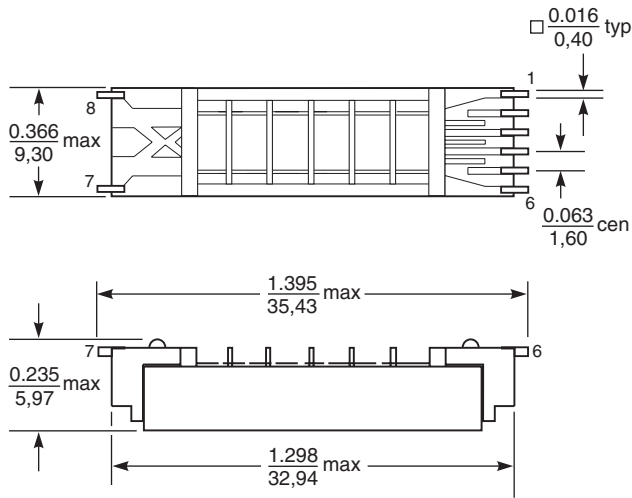
Specifications subject to change without notice.
 Please check our website for latest information. Document 293-2 Revised 08/10/07

1102 Silver Lake Road Cary, Illinois 60013 Phone 847/639-6400 Fax 847/639-1469
 E-mail info@coilcraft.com Web <http://www.coilcraft.com>




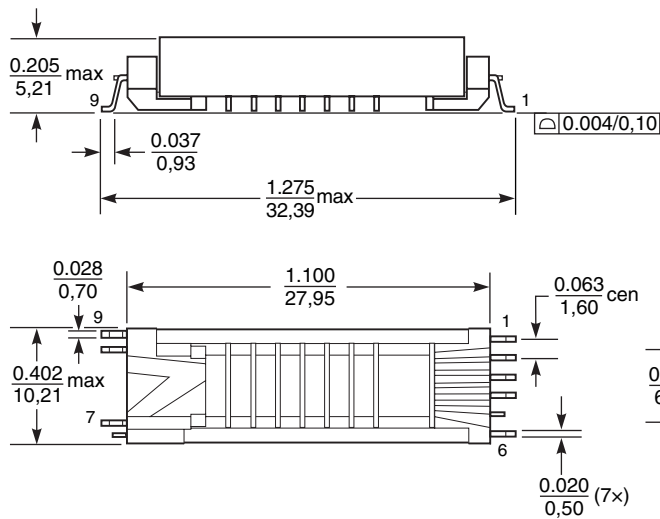
CCFL Transformers

Package 3 — In-board mounting



Weight: 3.8 – 4.0 g
Terminations: Tin-silver over tin over copper over copper-steel
Tape and reel: 1000/13" reel 56 mm tape width
 For packaging data see Tape and Reel Specifications section.

Package 4



Weight: 3.6 g
Terminations: Tin-silver over tin over nickel over phos-bronze
Tape and reel: 800/13" reel 44 mm tape width
 For packaging data see Tape and Reel Specifications section.



Specifications subject to change without notice.
 Please check our website for latest information. Document 293-3 Revised 08/10/07

1102 Silver Lake Road Cary, Illinois 60013 Phone 847/639-6400 Fax 847/639-1469
 E-mail info@coilcraft.com Web <http://www.coilcraft.com>